



**GLOBAL  
BUSINESS  
ALLIANCE**

*Investing in America*

# Foreign Direct Investment Strengthens **NEW JERSEY'S ECONOMY**

## HIGH QUALITY JOBS

**292,500** workers in New Jersey are employed as a result of international investment.

## MANUFACTURING

**106,300** workers in New Jersey - **36 percent** of all FDI jobs in the state - are in the **manufacturing sector**.

## GLOBALLY CONNECTED

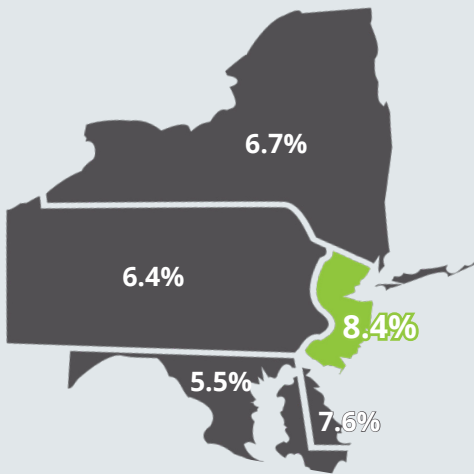
Among all international employers, those from **France**, the **United Kingdom** and **Switzerland** support the largest number of jobs in New Jersey.

## MANY EMPLOYERS

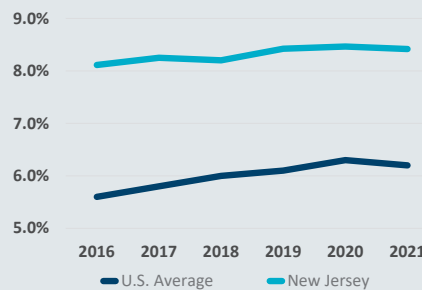
Nearly **1,250 international employers** have operations in New Jersey.

## INTERNATIONAL INVESTMENT CONTRIBUTES TO NEW JERSEY'S ECONOMY

**New Jersey vs. Its Neighbors**  
FDI Jobs as a % of Total Employment



**New Jersey vs. USA**  
FDI Jobs as a % of Total Employment



New Jersey consistently beats the national average in its portion of jobs supported by international investment.

**From 2011 to 2021, New Jersey's FDI employment...**



while the state's overall private-sector employment



## DISCOVER THE FULL LIST OF GBA MEMBERS

Nearly 200 international companies comprise GBA's membership, representing a slice of the U.S. economy that provides eight million high-quality jobs that pay an average of seven percent higher compensation than the economy-wide average. Our members are some of the largest international employers in the country. Browse through our membership list using the QR code.





GLOBAL  
BUSINESS  
ALLIANCE

Investing in America

# Foreign Direct Investment Strengthens AMERICA'S ECONOMY

## MANUFACTURING

International companies support **2.8 million** manufacturing jobs, accounting for **23%** of total U.S. manufacturing employment.

## INNOVATION

International companies spend more than **\$78 billion** on U.S. R&D activities, or **13%** of all R&D performed by U.S. companies.

## EXPORTS

U.S. workers of international companies produce **23%** of U.S. exports, shipping **\$412 billion** in goods to customers around the world.

## SUPPLY CHAINS

For every U.S. job at an international company, **three more** are supported in the U.S. economy.

## TAX

International companies pay **24%** of all federal corporate income taxes.

## Record Number of FDI Jobs

# 7.9 MILLION

Nationally, 7.9 million U.S. workers are employed by international companies.

## Good-Paying Jobs

# \$86,859

Across the nation, U.S. workers at international companies earn 7 percent higher compensation than the economy-wide average - making \$86,859 annually.

## Current Employers Drive Growth

# 61%

Last year, FDI in the U.S. was driven largely - 61 percent - by reinvesting earnings from current employers, above the historic trend.

From 2016 to 2021, America's FDI employment...



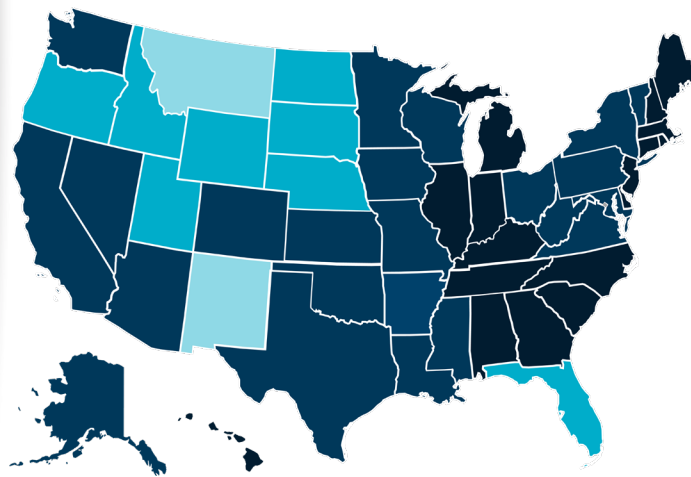
# 11%

while the country's overall private-sector employment



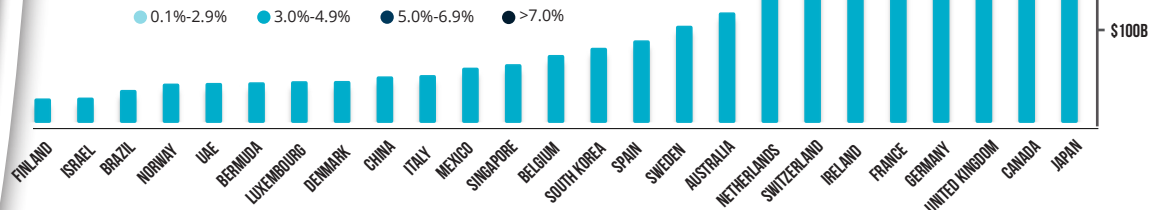
# 2%

## Share of Foreign Direct Investment Jobs by State



Percent of Total Private-Sector Employment Supported by Global Investment

● 0.1%-2.9% ● 3.0%-4.9% ● 5.0%-6.9% ● >7.0%



## Foreign Direct Investment in America by Country

Figures based on the Bureau of Economic Analysis (BEA), Survey of Current Business, U.S. International Transactions, released July 2023; Activities of U.S. Affiliates of Foreign Multinational Enterprises in 2021, released August 2023.