



**GLOBAL  
BUSINESS  
ALLIANCE**

*Investing in America*

# Foreign Direct Investment Strengthens **MONTANA'S ECONOMY**

## HIGH QUALITY JOBS

**9,800** workers in Montana are employed as a result of international investment.

## MANUFACTURING

**1,600** workers in Montana - **16 percent** of all FDI jobs in the state - are in the manufacturing sector.

## GLOBALLY CONNECTED

Among all international employers, those from the **United Kingdom, Canada** and **France** support the largest number of jobs in Montana.

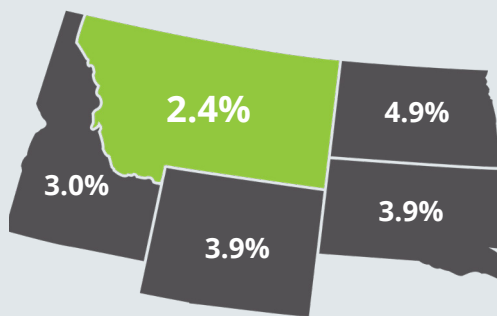
## MANY EMPLOYERS

**315** international employers have operations in Montana.

## INTERNATIONAL INVESTMENT CONTRIBUTES TO MONTANA'S ECONOMY

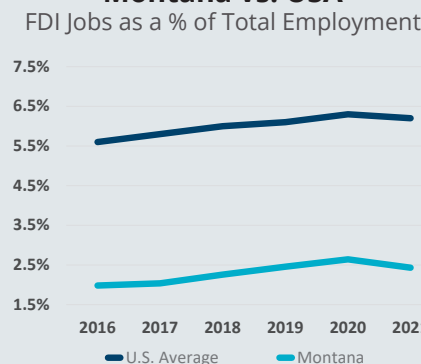
### Montana vs. Its Neighbors

FDI Jobs as a % of Total Employment



### Montana vs. USA

FDI Jobs as a % of Total Employment




Montana trails the national average in its portion of jobs supported by international investment.

### From 2016 to 2021, Montana's FDI employment...



while the state's overall private-sector employment



## DISCOVER THE FULL LIST OF GBA MEMBERS

Nearly 200 international companies comprise GBA's membership, representing a slice of the U.S. economy that provides eight million high-quality jobs that pay an average of seven percent higher compensation than the economy-wide average. Our members are some of the largest international employers in the country. Browse through our membership list using the QR code.





GLOBAL  
BUSINESS  
ALLIANCE

Investing in America

# Foreign Direct Investment Strengthens AMERICA'S ECONOMY

## MANUFACTURING

International companies support **2.9 million** manufacturing jobs, accounting for **22%** of total U.S. manufacturing employment.

## INNOVATION

International companies spend more than **\$80 billion** on U.S. R&D activities, or **12%** of all R&D performed by U.S. companies.

## EXPORTS

U.S. workers of international companies produce **22%** of U.S. exports, shipping **\$469 billion** in goods to customers around the world.

## SUPPLY CHAINS

For every U.S. job at an international company, **three more** are supported in the U.S. economy.

## TAX

International companies pay **19%** of all federal corporate income taxes.

## Record Number of FDI Jobs

# 8.4 MILLION

Nationally, 8.4 million U.S. workers are employed by international companies.

## Good-Paying Jobs

# \$89,296

Across the nation, U.S. workers at international companies earn 7 percent higher compensation than the economy-wide average - making \$89,296 annually.

## Current Employers Drive Growth

# 66%

Last year, FDI in the U.S. was driven largely - 66 percent - by reinvesting earnings from current employers, above the historic trend.

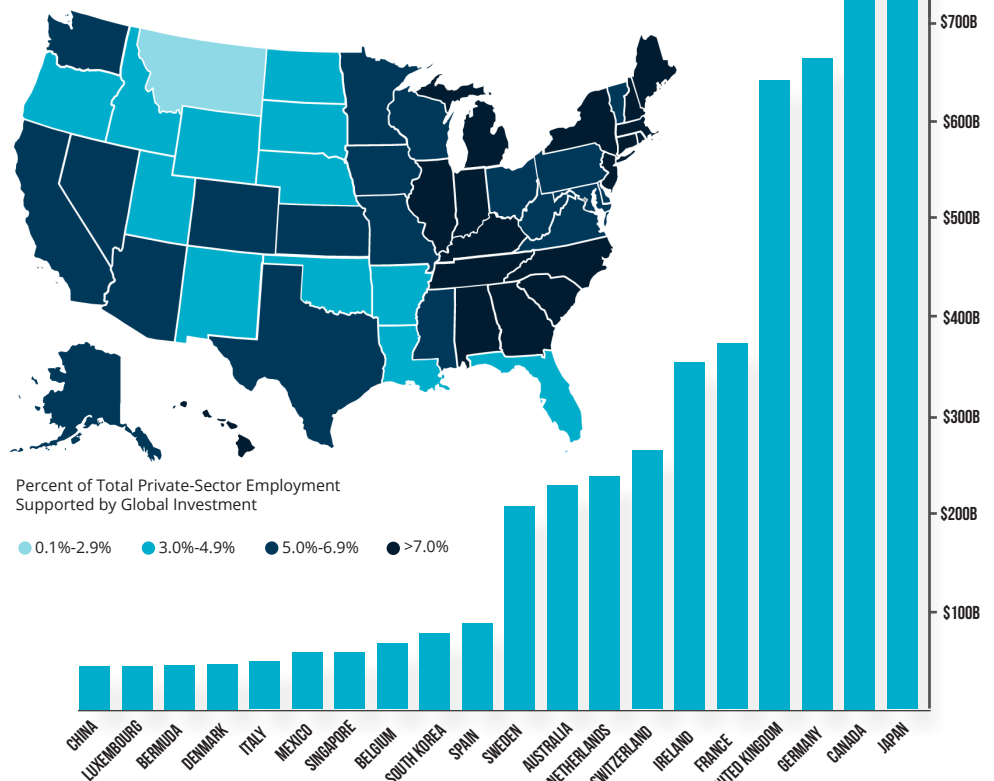
From 2017 to 2022, America's FDI employment...

↑ **9%**

while the country's overall private-sector employment

↑ **5%**

## Share of Foreign Direct Investment Jobs by State



## Foreign Direct Investment in America by Country

Figures based on the Bureau of Economic Analysis (BEA), Survey of Current Business, U.S. International Transactions, released July 2024; Activities of U.S. Affiliates of Foreign Multinational Enterprises in 2022, released November 2024.